


GAUMONT-KALEE
ANAMORPHIC LENSES & STEREOPHONIC SOUND
REPRODUCING EQUIPMENT

6th November, 1953

FOR USE WITH
CINEMASCOPE
AND ALL OTHER LARGE SCREEN SYSTEMS



**GAUMONT-KALEE
PROJECTOR ASSEMBLY**

Showing 4-way magnetic Soundhead between top spool-box and mechanism. It can be fitted with 5000 ft. spool-boxes as shown, for use on three dimensional presentation.

ANAMORPHIC LENSES

The Anamorphic, or "squeeze" lens attachment is the key to CinemaScope. On the camera lens, the anamorph "squeezes" a wide picture into a frame approximately the size of a normal 35mm frame. On the projector, it reverses the process, and "spreads" the picture on to a curved screen with aspect-ratio of 2.55 to 1.

The anamorphic attachment Type P illustrated, uses prismatic components and is suitable for use in conjunction with special Gaumont-Kalee High-Definition Projection lenses. A new range has been designed for this purpose. All the lenses are provided with mounting diameters of 2.781".

The attachment, Fig.A., is mounted in a bracket shown in Fig.B., which enables the anamorph to be moved out of position for normal projection and brought into use to pre-determined adjustments.

The anamorphic lens is provided with an adjustment for projection throw and this is indicated on a calibrated scale.

Fig.A. GAUMONT-KALEE Anamorphic Lens, Type P, with prismatic components.

Fig.B. GAUMONT-KALEE Anamorphic Lens Bracket.




FIG. A.



FIG. B.

STEREOPHONIC SOUND REPRODUCING EQUIPMENT

There are three main types of installation, each with the following common components:-


- (a) Type 912 Soundhead for reproduction of Cinema-Scope 4-track film.
- (b) Type 914 Head Amplifier with four independent amplifier channels. Complete interior assembly resiliently mounted to avoid microphony.
- (c) Type 905 4-way coupled fader with switch for normal and stereophonic operation; also change-over switch for two projectors. Teleflex remote control operation of change-over is incorporated.
- (d) Type 913 Power supply unit for Head Amplifier.
- (e) 3 Main Dynamic Speaker assemblies.

The three types of installation are:-


1. A De-luxe Equipment for use in conjunction with G.K.21 30-watt single dual or 60-watt amplifier equipment, providing four separate Power amplifiers - three of which are used for main sound channels and one for spare - fitted into two racks. The effects are reproduced through the existing photographic channel.
2. A standard equipment for use with G.K.21 30-watt single, dual, or 60-watt amplifiers. Three Power amplifiers are fitted to a single rack.
3. Where the equipment is used in conjunction with Sound-Reproducers of makes other than Gausant-Kalee, four amplifiers are fitted to two racks.

Auditorium Speaker Type 577 for Sound Effects.


The equipment is completed by the Effects Control Unit which is used in conjunction with the amplifier to feed the Auditorium Effects loudspeaker array which may contain any required number of these speakers.




Type 912 Soundhead



Type 905 4-way coupled fader



POWER AMPLIFIER
ASSEMBLY CABINET



TYPE 577



EVERYTHING FOR THE
CINEMA & THEATRE

G. B. KALEE LTD.

Head Office & Showroom:

Mortimer House, 37-41, Mortimer St., London, W.1. Tel. 6356 and 5402

4 Members of the British Optical & Precision Engineers' Ltd